



TRENCH SHIELDS



Tough • Durable • Innovative • Versatile




A Full Service Manufacturing Company

Cerda Industries is one of the most versatile trench shoring manufacturing companies in the industry. Our firm understanding of the industry is what allows us to manufacture all types of shoring equipment to match your existing fleet when necessary. We pride ourselves on high quality workmanship and "ON-TIME" deliveries even under adverse conditions. Our flexible manufacturing facility is able to accommodate a wide variety of standard and custom trench shoring products.

Cerda Industries' shoring and shielding products are designed by a Registered Professional Engineer. All products meet or exceed OSHA requirements. All raw materials are of high quality and high tensile grade.

Cerda Industries continually strives to evaluate our products and services in order to insure that "You the Customer" get the best value for the dollar spent.



Cerda Industries' Trench Shields

are a static trench protection system that covers a wide variety of applications and depth requirements.

Cerda Industries has many models that range from light-weight 3" up to 8" and higher wall thickness systems to meet your deeper excavation needs.

Apart from Cerda Industries' extensive knowledge, experience, and understanding of the trench safety business, what sets us apart from our competition is our flexibility in providing a product that best fits your special requirements. Trench shielding is the most common method of trench safety protection in the industry and Cerda Industries is your leader in providing that product.


MISSION STATEMENT

Our mission is simple because we always put our customers first. We know that our shoring and trench shield products must be competitively priced and manufactured with top quality. That's a given! However, we focus beyond that with our innovative and versatile approach. We will provide more than just trench shoring products. We will provide

SERVICE - SERVICE - SERVICE!


Victor Cerda - President

STANDARD FEATURES


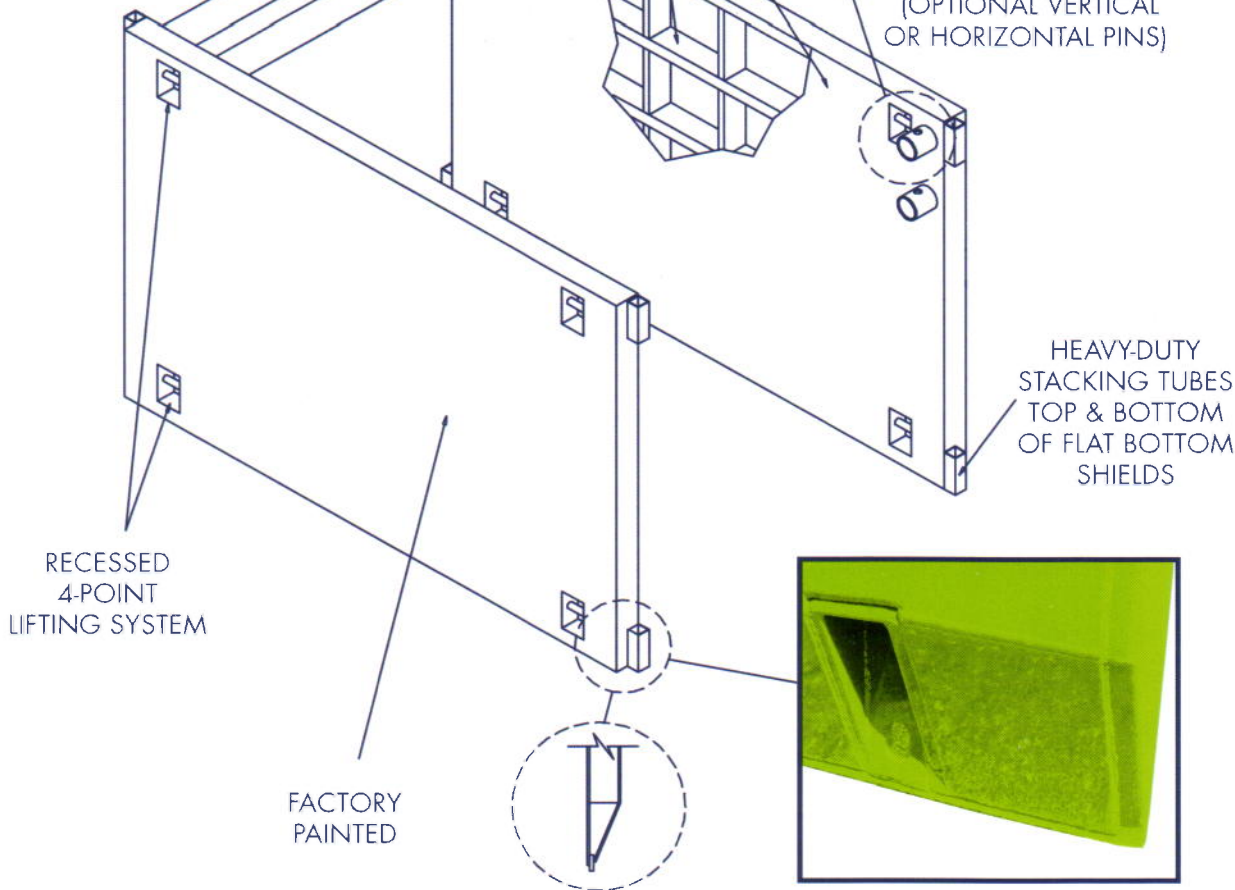


WORKS WITH
8" SCHEDULE 80 PIPE
SPREADERS

HIGH TENSILE STRENGTH
STEEL STRUCTURAL
TUBE & PLATE




HEAVY-DUTY THRU-WALL
7" COLLARS
(OPTIONAL VERTICAL
OR HORIZONTAL
PINS)



KNIFE-EDGE AVAILABLE
AT NO CHARGE

VERSATILE OPTIONS AVAILABLE

- ▶ CUSTOM SIZES
- ▶ COLLARS MANUFACTURED TO MATCH YOUR EXISTING SPREADERS & BOXES
- ▶ FOAM FILLED SHIELDS
- ▶ SPECIALTY COLORS TO MATCH FLEET
- ▶ CUSTOM APPLICATION SHIELDS




3" WALL SHIELDS

Extra Lightweight Series
Standard Lightweight Series

4" WALL SHIELDS

Light Series
Medium Series



6" & 8" WALL SHIELDS

Medium Series
Heavy Series



Proudly
Made in the U.S.A.

6" TRENCH SHIELDS

MEDIUM SERIES SHIELDS

MODEL	SIZE		PIPE CLEARANCE	WEIGHT (lbs) (est)	SHIELD CAPACITY (psf) (lbs)	MAX. DEPTH C-60
	H	L				
DOUBLEWALL SHIELD						
C6M416	4'	16'	16"	4756	2247	38
C6M420	4'	20'	16"	5703	1387	24
C6M424	4'	24'	16"	6651	941	17
C6M426	4'	26'	16"	7125	794	15
C6M428	4'	28'	16"	7599	679	13
C6M616	6'	16'	40"	6430	2240	39
C6M620	6'	20'	40"	7775	1382	25
C6M624	6'	24'	40"	9120	938	19
C6M626	6'	26'	40"	9792	791	16
C6M628	6'	28'	40"	10464	677	14
C6M816	8'	16'	64"	8105	2143	38
C6M820	8'	20'	64"	9847	1379	26
C6M824	8'	24'	64"	11589	935	19
C6M826	8'	26'	64"	12459	789	17
C6M828	8'	28'	64"	13330	723	16
C6M1016	10'	16'	84"	10175	1520	29
C6M1020	10'	20'	84"	12313	1216	25
C6M1024	10'	24'	84"	14452	932	20
C6M1026	10'	26'	84"	15521	788	18
C6M1028	10'	28'	84"	16590	674	16

HEAVY SERIES SHIELDS

MODEL	SIZE		PIPE CLEARANCE	WEIGHT (lbs) (est)	SHIELD CAPACITY (psf) (lbs)	MAX. DEPTH C-60
	H	L				
DOUBLEWALL SHIELD						
C6H416	4'	16'	16"	5407	3141	50
C6H420	4'	20'	16"	6519	1940	33
C6H424	4'	24'	16"	7630	1316	24
C6H426	4'	26'	16"	8185	1111	20
C6H428	4'	28'	16"	8741	950	17
C6H616	6'	16'	40"	7409	3140	50
C6H620	6'	20'	40"	8999	1939	34
C6H624	6'	24'	40"	10588	1315	24
C6H626	6'	26'	40"	11383	1110	21
C6H628	6'	28'	40"	12178	950	18
C6H816	8'	16'	64"	9411	2350	41
C6H820	8'	20'	64"	11479	1858	34
C6H824	8'	24'	64"	13547	1313	26
C6H826	8'	26'	64"	14581	1108	22
C6H828	8'	28'	64"	15615	948	20
C6H1016	10'	16'	84"	11807	2097	40
C6H1020	10'	20'	84"	14353	1677	32
C6H1024	10'	24'	84"	16900	1310	26
C6H1026	10'	26'	84"	18173	1106	23
C6H1028	10'	28'	84"	19446	947	20

8" TRENCH SHIELDS

MEDIUM SERIES SHIELDS

MODEL	SIZE		PIPE CLEARANCE	WEIGHT (lbs) (est)	SHIELD CAPACITY (psf) (lbs)	MAX. DEPTH C-60
	H	L				
DOUBLEWALL SHIELD						
C8M416	4'	16'	16"	5381	3138	50
C8M420	4'	20'	16"	6436	1938	33
C8M424	4'	24'	16"	7418	1314	24
C8M426	4'	26'	16"	7945	1109	20
C8M428	4'	28'	16"	8472	949	17
C8M616	6'	16'	40"	7172	3129	50
C8M620	6'	20'	40"	8658	1931	34
C8M624	6'	24'	40"	10032	1310	24
C8M626	6'	26'	40"	10778	1106	21
C8M628	6'	28'	40"	11525	947	18
C8M630	6'	30'	40"	12271	819	17
C8M816	8'	16'	64"	8950	2479	44
C8M820	8'	20'	64"	10860	1925	35
C8M824	8'	24'	64"	12742	1306	25
C8M826	8'	26'	64"	13707	1103	22
C8M828	8'	28'	64"	14671	944	19
C8M830	8'	30'	64"	15635	816	18
C8M1016	10'	16'	84"	11208	2111	39
C8M1020	10'	20'	84"	13572	1689	32
C8M1024	10'	24'	84"	15936	1372	28
C8M1026	10'	26'	84"	17118	1100	23
C8M1028	10'	28'	84"	18300	941	20
C8M1030	10'	30'	84"	19483	814	19

HEAVY SERIES SHIELDS

MODEL	SIZE		PIPE CLEARANCE	WEIGHT (lbs) (est)	SHIELD CAPACITY (psf) (lbs)	MAX. DEPTH C-60
	H	L				
DOUBLEWALL SHIELD						
C8H416	4'	16'	16"	5949	4261	50
C8H420	4'	20'	16"	7163	2631	44
C8H424	4'	24'	16"	8303	1784	32
C8H426	4'	26'	16"	8911	1507	26
C8H428	4'	28'	16"	9521	1290	23
C8H430	4'	30'	16"	10131	1115	20
C8H616	6'	16'	40"	8064	4340	50
C8H620	6'	20'	40"	9792	2679	46
C8H624	6'	24'	40"	11501	1817	32
C8H626	6'	26'	40"	12369	1535	28
C8H628	6'	28'	40"	13238	1313	24
C8H630	6'	30'	40"	14107	1136	22
C8H816	8'	16'	64"	10191	2479	45
C8H820	8'	20'	64"	12446	1983	36
C8H824	8'	24'	64"	14701	1652	32
C8H826	8'	26'	64"	15828	1525	28
C8H828	8'	28'	64"	16956	1309	25
C8H830	8'	30'	64"	18083	1133	22
C8H1016	10'	16'	84"	12840	2462	45
C8H1020	10'	20'	84"	15612	1970	37
C8H1024	10'	24'	84"	18384	1642	32
C8H1026	10'	26'	84"	19770	1515	29
C8H1028	10'	28'	84"	21156	1306	26
C8H1030	10'	30'	84"	22543	1131	24



713-242-7700 • Fax 713-242-7711

Houston, Texas

www.cerdaindustries.com

PRODUCT SPECIFICATIONS & DEPTH RATINGS

3" TRENCH SHIELDS

EXTRA LIGHTWEIGHT SERIES SHIELDS

MODEL	SIZE		PIPE CLEARANCE	WEIGHT (lbs) (est)	SHIELD CAPACITY (psf) (lbs)	MAX. DEPTH C-60
	H	L				
SINGLEWALL SHIELD						
C3L46	4'	6'	24"	674	1185	22
C3L48	4'	8'	24"	843	885	16
C3L410	4'	10'	24"	1012	540	11
C3L412	4'	12'	24"	1181	308	7
C3L66	6'	6'	24"	965	1292	24
C3L68	6'	8'	24"	1168	805	16
C3L610	6'	10'	24"	1406	490	11
C3L612	6'	12'	24"	1649	280	7
C3L86	8'	6'	24"	1187	1169	23
C3L88	8'	8'	24"	1500	758	16
C3L810	8'	10'	24"	1802	465	11
C3L812	8'	12'	24"	2109	266	8

STANDARD LIGHTWEIGHT SERIES SHIELDS

MODEL	SIZE		PIPE CLEARANCE	WEIGHT (lbs) (est)	SHIELD CAPACITY (psf) (lbs)	MAX. DEPTH C-60
	H	L				
SINGLEWALL SHIELD						
C3M46SW	4'	6'	24"	1024	2304	39
C3M48SW	4'	8'	24"	1111	1175	21
C3M410SW	4'	10'	24"	1274	711	13
C3M412SW	4'	12'	24"	1442	476	10
C3M66SW	6'	6'	38"	1356	1951	34
C3M68SW	6'	8'	38"	1474	1016	19
C3M610SW	6'	10'	38"	2039	614	13
C3M612SW	6'	12'	38"	2381	411	10
C3M86SW	8'	6'	51"	1599	1141	22
C3M88SW	8'	8'	51"	1944	856	18
C3M810SW	8'	10'	51"	2252	566	13
C3M812SW	8'	12'	51"	2566	379	10
DOUBLEWALL SHIELD						
C3M68DW	6'	8'	38"	1937	2102	37
C3M610DW	6'	10'	38"	2327	1508	27
C3M612DW	6'	12'	38"	2773	826	16
C3M88DW	8'	8'	51"	2446	1260	24
C3M810DW	8'	10'	51"	3026	803	17
C3M812DW	8'	12'	51"	3518	439	11

4" TRENCH SHIELDS

LIGHT SERIES SHIELDS

MODEL	SIZE		PIPE CLEARANCE	WEIGHT (lbs) (est)	SHIELD CAPACITY (psf) (lbs)	MAX. DEPTH C-60
	H	L				
SINGLEWALL SHIELD						
C4L46SW	4'	6'	16"	1717	3447	50
C4L48SW	4'	8'	16"	1973	1688	29
C4L410SW	4'	10'	16"	2229	999	18
C4L412SW	4'	12'	16"	2485	659	13
C4L66SW	6'	6'	40"	2088	1690	30
C4L68SW	6'	8'	40"	2441	1267	23
C4L610SW	6'	10'	40"	2795	948	18
C4L612SW	6'	12'	40"	3148	626	13
C4L88SW	8'	8'	64"	2910	908	19
C4L810SW	8'	10'	64"	3361	726	16
C4L812SW	8'	12'	64"	3812	604	14

DOUBLEWALL SHIELD

C4L412	4'	12'	16"	2975	1733	30
C4L414	4'	14'	16"	3312	1228	22
C4L416	4'	16'	16"	3650	917	17
C4L68	6'	8'	40"	2931	2391	41
C4L610	6'	10'	40"	3407	1913	34
C4L612	6'	12'	40"	3883	1594	29
C4L614	6'	14'	40"	4359	1227	23
C4L616	6'	16'	40"	4835	915	18
C4L88	8'	8'	64"	3562	2315	41
C4L810	8'	10'	64"	4177	1852	34
C4L812	8'	12'	64"	4791	1543	29
C4L814	8'	14'	64"	5405	1226	24
C4L816	8'	16'	64"	6019	959	20

MEDIUM SERIES SHIELDS

MODEL	SIZE		PIPE CLEARANCE	WEIGHT (lbs) (est)	SHIELD CAPACITY (psf) (lbs)	MAX. DEPTH C-60
	H	L				
DOUBLEWALL SHIELD						
C4M412	4'	12'	16"	3464	2619	44
C4M416	4'	16'	16"	4303	1385	24
C4M420	4'	20'	16"	5141	855	17
C4M424	4'	24'	16"	5980	579	12
C4M612	6'	12'	40"	4617	2631	45
C4M616	6'	16'	40"	5814	1391	25
C4M618	6'	18'	40"	6412	1078	20
C4M620	6'	20'	40"	7011	859	19
C4M624	6'	24'	40"	8207	583	13
C4M88	8'	8'	64"	4215	2639	48
C4M810	8'	10'	64"	4993	2111	40
C4M812	8'	12'	64"	5770	1767	32
C4M816	8'	16'	64"	7325	1326	25
C4M820	8'	20'	64"	8880	958	20
C4M824	8'	24'	64"	10435	584	13
C4M1016	10'	16'	84"	9141	969	21
C4M1020	10'	20'	84"	11054	775	17



A Full Service Manufacturing Company

SQUARE MANHOLE BOXES

MODEL	SIZE			PIPE CLEARANCE	WEIGHT (lbs) (est)	SHIELD CAPACITY (psf) (lbs)	MAX. DEPTH C-60
	H	W	L				
SINGLEWALL SHIELD							
C4MH888SW	8'	8'	8'	45"	3953	715	16
C4MH81010SW	8'	10'	10'	45"	4455	465	12
C4MH488SW	4'	8'	8'	N/A	2433	943	18
C4MH41010SW	4'	10'	10'	N/A	2820	612	12
DOUBLEWALL SHIELD							
C4MH888DW	8'	8'	8'	45"	4525	2784	38
C4MH81010DW	8'	10'	10'	45"	5173	1782	34
C4MH81212DW	8'	12'	12'	45"	6351	968	20
C4MH488DW	4'	8'	8'	N/A	2910	2952	40
C4MH41010DW	4'	10'	10'	N/A	3327	1890	26
C4MH41212DW	4'	12'	12'	N/A	3810	934	19
DOUBLEWALL - (2) REPLACEMENT CUT-OUTS							
C4MH888RC24	8'	8'	8'	24" CUTOUTS	4237	2784	38
C4MH888RC36	8'	8'	8'	36" CUTOUTS	4237	2784	38
C4MH81010RC24	8'	10'	10'	24" CUTOUTS	4942	1782	34
C4MH81010RC36	8'	10'	10'	36" CUTOUTS	4942	1782	34
MHSTKBRKT	MANHOLE STACKING BRACKETS WITH PINS (SET OF 4)						




ROUND MANHOLE SHIELDS

MODEL	SIZE		WEIGHT (lbs) (est)	SHIELD CAPACITY (psf) (lbs)	MAX. DEPTH C-60
	DIA.	HEIGHT			
CORRUGATED SHIELDS					
CRMH8.5DX8T	8.5'	8'	1609	1920	32
CRMH8.5DX4T	8.5'	4'	958	1920	32
CRMH10DX8T	10'	8'	1969	1862	32
CRMH10DX4T	10'	4'	1100	1862	32
CRMH8.5DX8TRC	8.5'	8'	2319	1649	25
CRMH10DX8TRC	10'	8'	2675	1649	25
RMHSTKPINS	ROUND MANHOLE STACKING PINS W/HARDWARE (SET OF 4)				
RMHLEGS	ROUND MANHOLE ADJUSTABLE LEGS W/PINS (SET OF 4)				

BEDDING BOXES


MODEL	SIZE				WEIGHT (lbs) (est)	CAPACITY
	W I.D.	O.D.	L	H		
STANDARD DUTY BEDDING BOXES						
CBBS-5	51"	60"	13'	44"	4162	5CYDS
CBBS-7	63"	72"	14'	44"	4953	7CYDS
CBBS-8	63"	72"	15'	44"	5073	8CYDS
CBBS-9	63"	72"	16'	44"	5614	9CYDS
CBBS-12	87"	96"	16'	44"	6526	12CYDS
HEAVY DUTY BEDDING BOXES						
CBBH-9	63"	72"	16'	44"	6383	9CYDS
CBBH-12	87"	96"	16'	44"	7372	12CYDS
CBBH-15	87"	96"	20'	44"	8624	15CYDS
DISTANCE BETWEEN PULL BAR & BOX - 28"						



Do You Have THE GREEN?



by



TRENCH SHORING PRODUCTS

Tough • Durable • Innovative • Versatile



A Full Service Manufacturing Company



Proudly
Made in the U.S.A.

713.242.7700 • Fax 713.242.7711 • Houston, TX • www.cerdaindustries.com